


KOLO

Duo Series

extendable booth

A flexible, expandable booth designed for versatile spaces. The Kolo Duo series features a modular design that scales into 3 sizes and 12 configurations, and it accommodates 4 to 10 people.



Top Acoustic Rating
 ISO 2335-1 (2020) : Class B
 ISO 717-1 (2020) : - 31 db
 ASTM E596-96(2016) : - 30 db



Move with Ease
 Kolo booths are equipped with levelling feet that can be raised to access the castors for horizontal movement. This feature provides the flexibility to move the booth easily, enhancing adaptability within various spaces.



Personalised Lighting
 Adjustable LED light brightness and temperature with automatic motion detector. The LED lights are dimmable from 1800 lumens and the colour temperature can be controlled in the range of 2700 to 6500K.



Sustainable Interior
 Eco-innovative Polyester (PET) Acoustics Panels installed in all Kolo models. SCS Global Services Recycled Content Certified PET interior uses a minimum 75% post-consumer recycled polyester staple fibre content.

Model	Recycled Bottle - 500ml (Qty)
Duo	534
Duo+	1068
Duo++	618

Specifications

Adjustable Lighting

PIR (Passive Infrared) sensor activated LED lighting, dimmable up to 1800 lumens with adjustable colour temperature (2700K-6500K). FCC and DLC (DesignLights Consortium®) certified, cULus listed

Laminated Glass

4mm + 0.76mm + 4mm Laminated Glass with Clear PVB Interlayer

Acoustic Foam

The interior is fully lined with REACH and RoHS-compliant acoustic foam for effective noise reduction

Door Orientation

Standard: right-handed, adjustable to left-handed

Seismic Kit

The seismic kit can be equipped at the bottom of the booth to ensure stability and prevent movement during a seismic event. Seismic plates and bolts are available upon request



Ventilation

Kolo Duo : 4 fans / Airflow: 167 CFM (284 m³/h)
 Kolo Duo+ : 8 fans / Airflow: 335 CFM (569 m³/h)
 Kolo Duo++ : 12 fans / Airflow: 502 CFM (853 m³/h)

Cable Management (*Unplug power before removal)

Electric cables are hidden in compartments to connect and route external digital devices

Charging Station

2 AC outlets, 1 USB-A & 1 USB-C chargers, 1 LAN port (RJ45)
 UL and CE certified
 Input: 110 - 240 VAC, 10.1 A, 50 - 60 Hz
 Output: DC 5V, 2.1A

Recycled PET Fabric

The booth interior features SCS Global Services Recycled Content Certified PET acoustic panels, composed of at least 75% post-consumer recycled polyester staple fiber. These panels provide excellent soundproofing and comply with fire and safety regulations

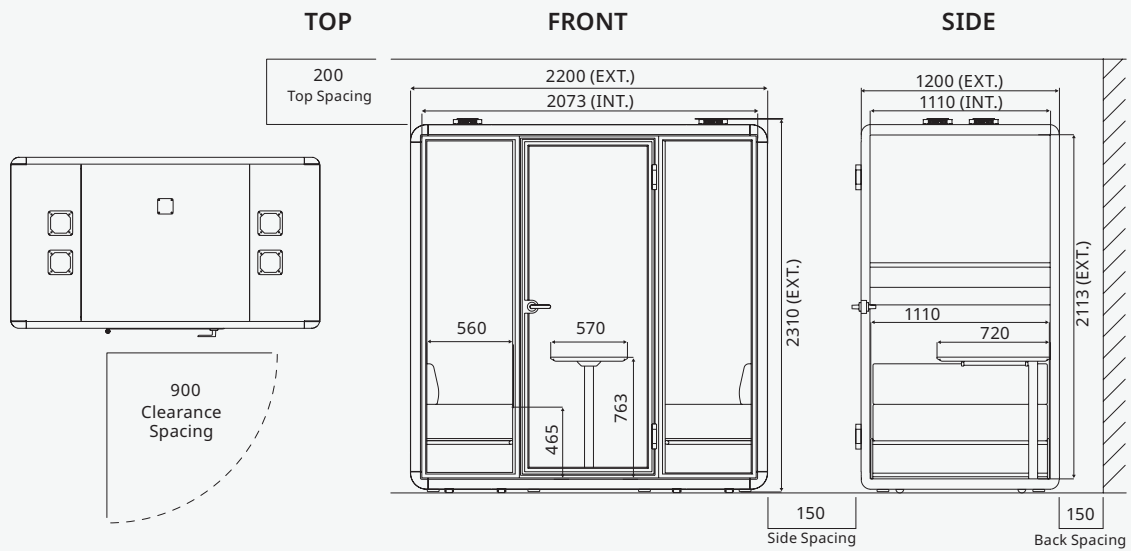
Door Hinge

The multi-functional door hinge features weight support for smooth opening and closing. It can lock at 90° or auto-close to prevent collisions with walls or surroundings

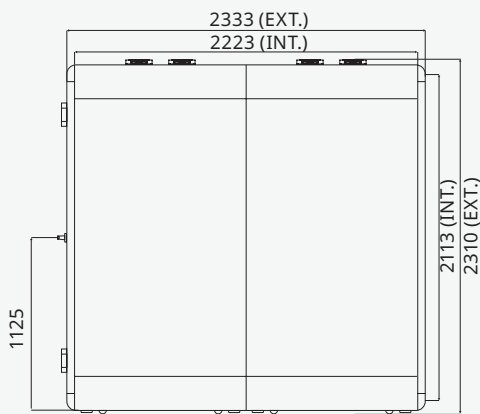
Dimensions & Placement Guide

unit:mm

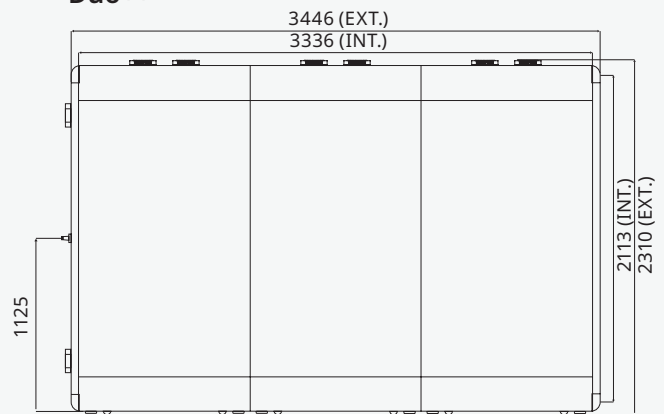
Duo



Duo+



Duo++



Swatches

Frame finish is limited to matching black or white for black or white exteriors.
For all other exterior colours, the frame is available in black, white, or a matching colour.

Door



White



Black

Frame & Exterior



White



Graphite Grey



Black



Dusty Rose



Bright Red



Brick Red

Vinyl Warp Option



Light Oak



Dark Walnut



Cappuccino



Yellow



Forest Green



Light Blue



Navy Blue



Purple

PET Interior



Blended White



Light Grey



Dark Grey



Burgundy



Taupe



Green



Blue